

# Table of Contents

Introduction . . . . .	3	Drawing Symbols . . . . .	50
Certificates . . . . .	4	Matching Symbols . . . . .	52
Standards and Benchmarks . . . . .	5	Following Instructions Using Symbols . . . . .	54
Seeing Differences . . . . .	6	Learning About Position . . . . .	58
Seeing Similarities . . . . .	10	Learning Top and Bottom . . . . .	62
Seeing Different Directions . . . . .	14	Learning Top, Middle, and Bottom . . . . .	64
Seeing the Same Direction . . . . .	18	Learning About Sequences . . . . .	66
Recognizing Sizes . . . . .	22	Putting Two Events Into Sequence . . . . .	68
Finding the Pairs . . . . .	26	Putting Three Events Into Sequence . . . . .	72
Finding Something Missing . . . . .	30	Using Nursery Rhymes to Learn Sequencing . . . . .	80
Finding Something Big . . . . .	34	Developing Eye Movement With Sequencing . . . . .	84
Finding Something Little . . . . .	36	Learning About Positions in Sentences . . . . .	88
Finding the Right Size . . . . .	38	Matching Letters . . . . .	92
Finding the Same Picture . . . . .	42		
Finding the Similar Picture . . . . .	46		

# Standards and Benchmarks

The activities in this book meet the following standards, which are used with permission from McREL.

Copyright 2006 McREL. Mid-continent Research for Education and Learning.

Address: 2250 S. Parker Road, Suite 500, Aurora, CO 80014

Telephone: 303-377-0990 Website: [www.mcrel.org/standards-benchmarks](http://www.mcrel.org/standards-benchmarks)

## **Standard 5. Uses the general skills and strategies of the reading process**

### **Level Pre-K (Grades Pre-K)**

3. Understands that illustrations and pictures convey meaning
6. Knows some letters of the alphabet, such as those in the student's own name
11. Uses emergent reading skills to "read" a story (e.g., gathers meaning from words and pictures)

### **Level I (Grades K–2)**

3. Uses basic elements of phonetic analysis (e.g., common letter/sound relationships, beginning and ending consonants, vowel sounds, blends, word patterns) to decode unknown words












## **Standard 6. Uses reading skills and strategies to understand and interpret a variety of literary texts**

### **Level Pre-K (Grades Pre-K)**

1. Knows the sequence of events (e.g., beginning, middle, and end) in a story

# Seeing the Same Direction

Circle the picture that is facing the same way as the first picture in the row.





**EXTRA!**

Ask students to color in each picture that begins with a "ch" sound.

# Putting Three Events Into Sequence

Draw a line under the picture that comes first in each sequence. Place an **X** on the second picture. Draw a circle around the picture that comes last.



**EXTRA!**

Ask students to describe what is happening in each sequence.