


# Drawing Shapes

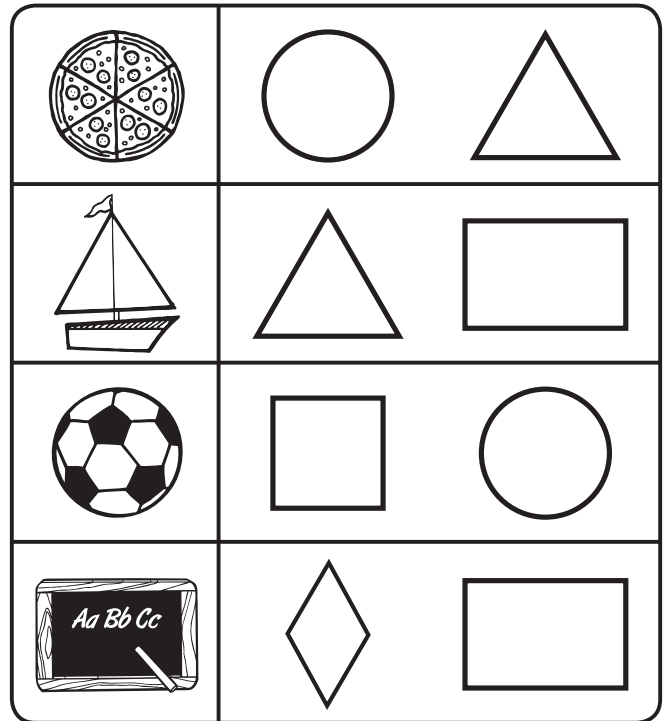
Directions: Trace each shape below.



#7607 © Teacher Created Resources—May be reproduced for non-commercial, educational use only.

# Choose a Shape


Directions: Look at each object. Circle and color the shape that matches the picture in the first box.



#7607 © Teacher Created Resources—May be reproduced for non-commercial, educational use only.

# What Color Am I?

Directions: Follow the shapes to color the picture. Use the code below.



● = green   ■ = yellow   ▲ = brown   ◆ = white

#7607 © Teacher Created Resources—May be reproduced for non-commercial, educational use only.

# Corners and Sides

Directions: Count how many corners and sides are on each shape. Record the numbers below.

- \_\_\_\_\_ corners  
\_\_\_\_\_ sides
- \_\_\_\_\_ corners  
\_\_\_\_\_ sides
- \_\_\_\_\_ corners  
\_\_\_\_\_ sides
- \_\_\_\_\_ corners  
\_\_\_\_\_ sides
- \_\_\_\_\_ corners  
\_\_\_\_\_ sides
- \_\_\_\_\_ corners  
\_\_\_\_\_ sides
- \_\_\_\_\_ corners  
\_\_\_\_\_ sides
- \_\_\_\_\_ corners  
\_\_\_\_\_ sides

#7607 © Teacher Created Resources—May be reproduced for non-commercial, educational use only.

