

# Table of Contents

<b>Introduction</b> . . . . .	3
<b>About the CD</b> . . . . .	4
<b>About the Book</b> . . . . .	6
<b>Meeting Standards</b> . . . . .	7
<b>Grammar Rules</b> . . . . .	8
<b>Unit 1:</b> Sentences 1–9 (end punctuation, capitalization, nouns, time, abbreviations) . . . . .	13
<b>Unit 2:</b> Sentences 10–18 (comma usage) . . . . .	16
<b>Unit 3:</b> Sentences 19–27 (pluralizing most nouns, <i>a</i> and <i>an</i> ) . . . . .	19
<b>Unit 4:</b> Sentences 28–36 (pluralizing nouns ending in <i>y</i> , <i>f</i> , or <i>fe</i> ) . . . . .	22
<b>Unit 5:</b> Sentences 37–45 (possessive nouns, apostrophes) . . . . .	25
<b>Unit 6:</b> Sentences 46–54 (pronouns) . . . . .	28
<b>Unit 7:</b> Sentences 55–63 (contractions) . . . . .	31
<b>Unit 8:</b> Sentences 64–72 (verbs—action, “to be,” helping, irregular, tenses, etc.) . . . . .	34
<b>Unit 9:</b> Sentences 73–81 (comparative adjectives) . . . . .	37
<b>Unit 10:</b> Sentences 82–90 (using commas with introductory elements) . . . . .	40
<b>Unit 11:</b> Sentences 91–99 (quotations) . . . . .	43
<b>Unit 12:</b> Sentences 100–108 (titles of works) . . . . .	46
<b>Unit 13:</b> Sentences 109–117 (homophones) . . . . .	49
<b>Unit 14:</b> Sentences 118–126 (avoiding double negatives) . . . . .	52
<b>Unit 15:</b> Sentences 127–135 (avoiding run-on sentences, compound sentences) . . . . .	55
<b>Unit 16:</b> Sentences 136–144 ( <i>review of rules introduced in Units 1–15</i> ) . . . . .	58
<b>Unit 17:</b> Sentences 145–153 ( <i>review of rules introduced in Units 1–15</i> ) . . . . .	61
<b>Unit 18:</b> Sentences 154–162 ( <i>review of rules introduced in Units 1–15</i> ) . . . . .	64
<b>Unit 19:</b> Sentences 163–171 ( <i>review of rules introduced in Units 1–15</i> ) . . . . .	67
<b>Unit 20:</b> Sentences 172–180 ( <i>review of rules introduced in Units 1–15</i> ) . . . . .	70
<b>Unit 21:</b> Sentences 181–189 ( <i>review of rules introduced in Units 1–15</i> ) . . . . .	73
<b>Unit 22:</b> Sentences 190–198 ( <i>review of rules introduced in Units 1–15</i> ) . . . . .	76
<b>Unit 23:</b> Sentences 199–207 ( <i>review of rules introduced in Units 1–15</i> ) . . . . .	79
<b>Unit 24:</b> Sentences 208–216 ( <i>review of rules introduced in Units 1–15</i> ) . . . . .	82
<b>Unit 25:</b> Sentences 217–225 ( <i>review of rules introduced in Units 1–15</i> ) . . . . .	85
<b>Unit 26:</b> Sentences 226–234 ( <i>review of rules introduced in Units 1–15</i> ) . . . . .	88
<b>Unit 27:</b> Sentences 235–243 ( <i>review of rules introduced in Units 1–15</i> ) . . . . .	91
<b>Unit 28:</b> Sentences 244–252 ( <i>review of rules introduced in Units 1–15</i> ) . . . . .	94
<b>Unit 29:</b> Sentences 253–261 ( <i>review of rules introduced in Units 1–15</i> ) . . . . .	97
<b>Unit 30:</b> Sentences 262–270 ( <i>review of rules introduced in Units 1–15</i> ) . . . . .	100
<b>Answer Key</b> . . . . .	103

# About the CD

The real flexibility and interactivity of the *Daily Sentence Editing* program shines through in the resources included on the CD.

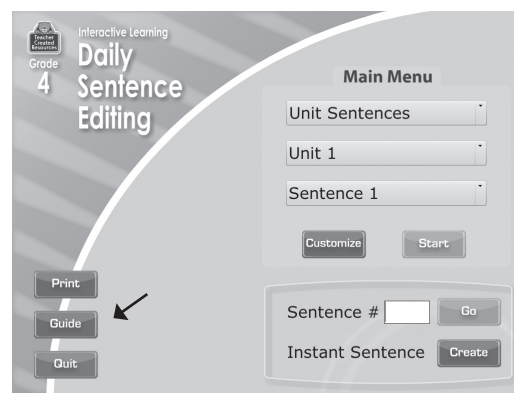
## Install the CD

Just pop the CD that accompanies this book into your PC or Mac, and you and your students can begin editing sentences at individual computers or on the interactive white board in your classroom. (**Quick Tip:** If needed, step-by-step installation instructions are provided on the inside front cover of this book.)

## The Main Menu

Once you have installed the CD, the Main Menu will appear on your computer screen or interactive white board. (**Quick Tip:** The Main Menu will open up in full-screen mode. If you wish to resize the Main Menu screen, hit the ESC button. This will allow you to adjust it as needed.)

From the Main Menu, you can access all of the features and resources available in the program. To get a detailed explanation of these features, click on the Guide button. This will take you to the *Daily Sentence Editing* User's Guide.





Main Menu Screen

## The User's Guide

Everything you need to know in order to use and operate the *Daily Sentence Editing* CD and program can be found in the User's Guide. This is also where you will find useful reproducibles that you may wish to hand out to your students. These include . . .

- a one-page handout of the editing symbols used in the program. These marks are available as punctuation stamps on the editing screen for each sentence.
- a one-page overview for each of the 30 units in the book. Each overview includes a list of the grammar rules and concepts that are introduced in the unit, as well as a list of the rules reviewed in the unit. A complete list of the ready-to-be edited sentences in the unit is also included here.



# About the Book

There are two main components to the *Daily Sentence Editing* program: a book and a CD. These two parts were designed to be complementary, but they can also be used independently of one another.

This 112-page book is a good place to begin the program. It contains the following:

## 👉 Tips for Using the CD (pages 5–6)

The following two pages include tips for getting started with the CD that accompanies this book.

## 👉 Standards and Benchmarks (page 7)

The grammar rules and concepts reviewed in this book meet national standards and benchmarks for grade-level appropriateness.

## 👉 Grammar Rules (pages 8–12)

This book includes a comprehensive list of the punctuation, capitalization, and usage rules students will need to know in order to correct the sentences. New rules are introduced in each of the first 15 units, allowing students to learn increasingly difficult grammar concepts at a measured pace, while reviewing the ones they have previously learned. The final 15 units serve as a cumulative review of the rules learned in the first 15 units.

## 👉 Ready-To-Be-Edited Sentences (pages 13–102)

In all, there are 270 sentences, each of which contains multiple errors. These sentences are divided into 30 units, which allows you to teach one unit's worth of sentences per week, if desired. Each sentence in the book is followed by plenty of space for your students to rewrite the sentence correctly. These pages can be copied and used as in-class assignments or sent home as homework.

## 👉 Answer Key (pages 103–112)

A complete answer key is included at the back of the book. This key contains the corrected versions of all 270 sentences found in the book.

**(Quick Tip:** Each answer in the key represents the best or most-likely correction of the sentence. In some instances, however, there may be alternate ways in which to correct a sentence. Please accept suitable responses when comparing student answers to the key.)

### Grammar Rules

The following pages include most of the grammar, usage, and punctuation rules students will need to know to edit the sentences in this book. The units in which these rules are applicable are listed in parentheses after each rule.

**Rule 1:** A sentence is a group of words that tells a complete thought. Capitalize the first word in a sentence. A statement is a sentence that tells something. Put a period at the end of a telling sentence. A question is a sentence that asks something. Put a question mark at the end of an asking sentence. An exclamation is a sentence that shows feeling. It ends with an exclamation mark. A command is a sentence that tells someone to do something. It ends with a period or an exclamation mark. (Units 1–30)

- My dog is black.
- Do you have a pet?
- We won the game!
- Please print your name.
- Get out of the street!

**Rule 2:** Capitalize the word "I." (Units 1–30)

- Scott and I are friends.

**Rule 3:** Nouns are words that name people, places, things, and ideas. (Units 1–30)

- The doctor sat in his office.
- Honesty is the best policy.

**Rule 4:** Proper nouns name specific people, places, and things. Proper nouns begin with a capital letter. Common nouns are not specific. Common nouns do not begin with a capital letter. (Units 1–30)

- That dog is named Max. (common noun = dog; proper noun = Max)
- The Johnson family went to New York on vacation.

**Rule 5:** A colon is used between the hour and minutes when writing the time of day. (Units 1–30)

- We went to school at 8:00.

**Rule 6:** An abbreviation is a short form of a word. Capitalize name titles and put a period after ones that have been shortened into an abbreviation. Also capitalize and put a period after initials, which are letters used instead of a full name. (Units 1–30)

- The shop is owned by Mr. Payne.
- My dentist is Dr. Anna Lee.

- The author is J.D. Wilson.

**Rule 7:** Capitalize the days of the week, months of the year, and holidays. Do not capitalize seasons of the year. (Units 1–30)

- Is Memorial Day on a Monday in May?
- My favorite season is spring.

### Answer Key

#### Unit 1

- Sentence 1: Frank and Juan play on the baseball team.  
Sentence 2: Did their dog run away on Saturday?  
Sentence 3: Sandy has a pet turtle named Speedy.  
Sentence 4: I am so excited to be at Disneyland!  
Sentence 5: Is Wilson Junior High on Maple Street?  
Sentence 6: Larry arrived in Los Angeles at 6:00 in the morning.  
Sentence 7: I have an appointment to see Dr. Cobb on June 6.  
Sentence 8: His favorite writer is named E.J. Miller.  
Sentence 9: Will Thanksgiving be on the fourth Thursday in November?

#### Unit 2

- Sentence 10: Jenny and I play tennis at Burford Park every Sunday.  
Sentence 11: When will you visit Scott in Dallas, Texas?  
Sentence 12: Mrs. Walters spent the whole summer in London, England.  
Sentence 13: Is Easter Sunday in March or April this year?  
Sentence 14: Dr. Richards has a dog named J.D. and a cat named Whiskers.  
Sentence 15: Coach Mackey starts football practice at exactly 3:30 every day.  
Sentence 16: His uncle teaches math, science, and history in St. Louis, Missouri.  
Sentence 17: Hawaii became the 50th state of the U.S.A. on August 21, 1959.  
Sentence 18: Jason, Josh, and Tim went to Dodgers Stadium to watch the Los Angeles Dodgers play.

#### Unit 3

- Sentence 19: Dad cooked steak, chicken, and hot dogs on the outdoor grill.  
Sentence 20: Would you rather eat an apple, an orange, or a banana?  
Sentence 21: Paul, Ann, and Chris donated eight boxes of toys to the local charity.  
Sentence 22: Aunt Patty spent last Sunday, Monday, and Tuesday in Chicago, Illinois.  
Sentence 23: Did Uncle Arnie work last Saturday as an umpire in Brook Park?  
Sentence 24: Wes and Owen saw two movies at Kingsley Theater in Austin, Texas.  
Sentence 25: The Eiffel Tower was opened in May of 1889 in Paris, France.  
Sentence 26: Gus ate two sandwiches, two peaches, and some chips for lunch.  
Sentence 27: Becky baked two batches of cookies for her neighbors Rose and Hal.

# Grammar Rules

The following pages include most of the grammar, usage, and punctuation rules students will need to know to edit the sentences in this book. The units in which these rules are applicable are listed in parentheses after each rule.

**Rule 1:** A *sentence* is a group of words that tells a complete thought. Capitalize the first word in a sentence. A *statement* is a sentence that tells something. Put a period at the end of a telling sentence. A *question* is a sentence that asks something. Put a question mark at the end of an asking sentence. An *exclamation* is a sentence that shows feeling. It ends with an exclamation mark. A *command* is a sentence that tells someone to do something. It ends with a period or an exclamation mark. **(Units 1–30)**

- **My dog is black.**
- **Do you have a pet?**
- **We won the game!**
- **Please print your name.**
- **Get out of the street!**

**Rule 2:** Capitalize the word “I.” **(Units 1–30)**

- **Scott and I are friends.**

**Rule 3:** *Nouns* are words that name people, places, things, and ideas. **(Units 1–30)**

- **The doctor sat in his office.**
- **Honesty is the best policy.**

**Rule 4:** *Proper nouns* name specific people, places, and things. Proper nouns begin with a capital letter. *Common nouns* are not specific. Common nouns do not begin with a capital letter. **(Units 1–30)**

- **Jane saw a magician named Gregor the Great.**
- **The Johnsons went to New York to see the Statue of Liberty.**

**Rule 5:** A *colon* is used between the hour and minutes when writing the time of day. **(Units 1–30)**

- **We went to school at 8:00.**

**Rule 6:** An *abbreviation* is a short form of a word. Capitalize name titles and put a period after ones that have been shortened into an abbreviation. Also capitalize and put a period after initials, which are letters used instead of a full name. **(Units 1–30)**

- **The shop is owned by Mr. Payne.**
- **My dentist is Dr. Anna Lee.**
- **The author of the book is J.P. Wilson.**

**Rule 7:** Capitalize the days of the week, months of the year, and holidays. Do not capitalize seasons of the year. **(Units 1–30)**

- **Is Memorial Day on a Monday in May?**
- **My favorite season is spring.**

Name: \_\_\_\_\_ Date: \_\_\_\_\_



**did you know that an hundred pennys equal one dollar**



---

---

---



**i think those two puppys look like little wolfs**



---

---

---



**amy bought two hat two scarf and one pair of glove**



---

---

---

Name: \_\_\_\_\_ Date: \_\_\_\_\_



**there are the same number of day in august july and may**



---

---

---



**is it true that craig and sue are both having partys  
on saturday**



---

---

---



**the great wall of china is one of the most famuss  
landmark in asia**



---

---

---