

Table of Contents

Practice Numbers	Skill(s) Covered	Page(s)
1, 2, 3, 4, 5, 6	One-Digit Addition	4–9
7, 8, 9, 10	Addition Facts to 20	10–13
11, 12	Addition Word Problems	14–15
13, 14, 15, 16	One-Digit Subtraction	16–19
17, 18	Subtraction on a Number Line	20–21
19, 20	Subtraction Word Problems	22–23
21, 22, 23, 24	Subtraction Facts to 10	24–27
25, 26	Choosing Operations	28–29
27, 28	Two-Digit Addition	30–31
29, 30	Two-Digit Subtraction	32–33
31, 32	Addition & Subtraction Word Problems	34–35
33	Addition Wheels	36
34	Subtraction Wheels	37
35, 36	Addition & Subtraction Puzzles	38–39
Tests 1–6	Cumulative Mixed-Practice Review	40–45

Additional Resources

- Introduction (page 3)
- Answer Sheet (page 46)
- Answer Key (pages 47–48)

Introduction

The old adage “practice makes perfect” can really hold true for children and their education. The more practice a child has with concepts being taught in school, the more success they are likely to find. For many parents, knowing how to support their child’s learning can be frustrating. This book is designed to eliminate the guesswork for parents using it at home while also being a valuable resource for educators using it in the classroom.

Here’s how: As Grade 1 students encounter addition and subtraction problems, they need a certain set of skills in order to be able to understand and solve those problems. This book reviews both the basic math skills needed to find the answers *and* the process skills students need to understand what is being asked and what needs to be done to arrive at the correct answer.

For Grade 1, *Practice Makes Perfect: Addition & Subtraction* covers the following skills:

Math Skills

- counting
- adding & subtracting objects
- adding & subtracting without regrouping
- adding & subtracting two-digit numbers
- solving word problems

Process Skills

- understanding what is being asked
- understanding which operation is needed
- following steps in the correct order
- eliminating unnecessary information
- reading and following directions
- locating key vocabulary
- showing work

Inside This Resource

Practice Pages (pages 4–39) — There are 36 practice pages organized sequentially so that children can build their knowledge from more basic skills to higher-level math skills.

Practice Tests (pages 40–45) — These 6 mixed-skills practice tests are given in a multiple-choice format designed to prepare students for the standardized tests administered in schools.

Answer Sheet (page 46) — This optional sheet provides a similar format to those found on standardized tests. This “bubble-in” answer sheet can be used in the classroom or at home.




Answer Key (pages 47–48) — This comprehensive key provides the answers for all of the practice pages and the practice tests.




Helpful Tips




- Keep practice sessions short, positive, and constructive.
- Help with instructions. Consider asking your child to underline or repeat what they are being asked to find or solve.
- Provide extra guidance and support in the areas in which your child is struggling. Look for ways to apply these skills to real-life situations.




Name: _____




Count the food. Add the numbers together. Write the answer on the pot.




1.  +  = 
3 + 4 =

2.  +  = 
_____ + _____ =

3.  +  = 
_____ + _____ =

4.  +  = 
_____ + _____ =

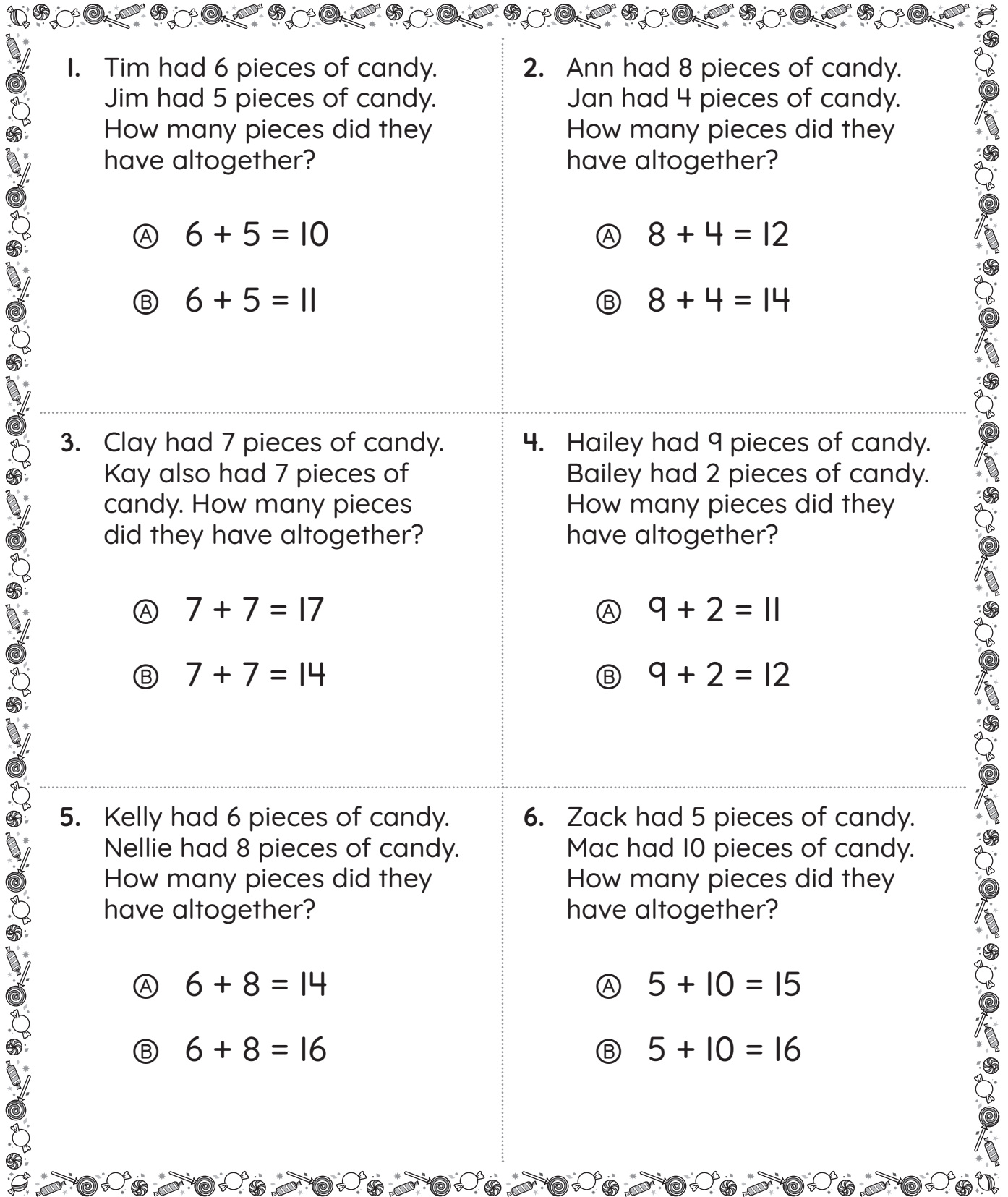
5.  +  = 
_____ + _____ =

6.  +  = 
_____ + _____ =

Practice IIAddition Word
Problems

Name: _____

Read each story. One of the answer choices is correct. Fill in the circle beside the correct answer choice.



1. Tim had 6 pieces of candy.
Jim had 5 pieces of candy.
How many pieces did they have altogether?

Ⓐ $6 + 5 = 10$
Ⓑ $6 + 5 = 11$

2. Ann had 8 pieces of candy.
Jan had 4 pieces of candy.
How many pieces did they have altogether?

Ⓐ $8 + 4 = 12$
Ⓑ $8 + 4 = 14$

3. Clay had 7 pieces of candy.
Kay also had 7 pieces of candy.
How many pieces did they have altogether?

Ⓐ $7 + 7 = 17$
Ⓑ $7 + 7 = 14$

4. Hailey had 9 pieces of candy.
Bailey had 2 pieces of candy.
How many pieces did they have altogether?

Ⓐ $9 + 2 = 11$
Ⓑ $9 + 2 = 12$

5. Kelly had 6 pieces of candy.
Nellie had 8 pieces of candy.
How many pieces did they have altogether?

Ⓐ $6 + 8 = 14$
Ⓑ $6 + 8 = 16$

6. Zack had 5 pieces of candy.
Mac had 10 pieces of candy.
How many pieces did they have altogether?

Ⓐ $5 + 10 = 15$
Ⓑ $5 + 10 = 16$

Practice 20*Subtraction Word Problems*

Name: _____

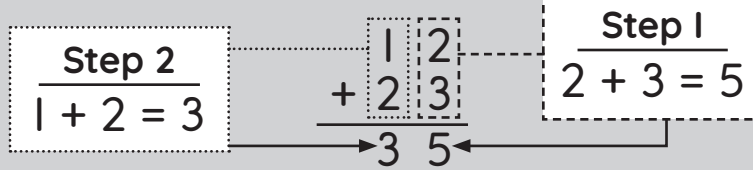
Read the story. Write the problem. Find the answer. The first one is started for you.

The Story	The Problem	The Answer
1. Cal drew 10 pictures. Hal drew 6 pictures. How many more pictures did Cal draw?	$10 - 6 =$	_____ pictures
2. Ella sang 9 songs. Bella sang 7 songs. How many more songs did Ella sing?		_____ songs
3. Ann wrote 6 stories. Dan wrote 6 stories. How many more stories did Ann write?		_____ stories
4. Derek saw 10 movies. Eric saw 4 movies. How many more movies did Derek see?		_____ movies
5. Sue made 8 posters. Lou made 5 posters. How many more posters did Sue make?		_____ posters
6. Kel wrote a poem. Mel wrote a poem. How many more poems did Kel write than Mel?		_____ poems

Practice 27*Two-Digit Addition*

Name: _____

To add two-digit numbers, add the numbers in each column. Start in the ones column.



Add these two-digit numbers. Write each answer.

1. $\begin{array}{r} 41 \\ + 32 \\ \hline \end{array}$

2. $\begin{array}{r} 56 \\ + 43 \\ \hline \end{array}$

3. $\begin{array}{r} 14 \\ + 72 \\ \hline \end{array}$

4. $\begin{array}{r} 81 \\ + 17 \\ \hline \end{array}$

5. $\begin{array}{r} 63 \\ + 21 \\ \hline \end{array}$

6. $\begin{array}{r} 19 \\ + 30 \\ \hline \end{array}$

Fill in the bubble beside the correct answer.

7. $\begin{array}{r} 43 \\ + 50 \\ \hline \end{array}$

- (A) 83 (B) 93

8. $\begin{array}{r} 51 \\ + 15 \\ \hline \end{array}$

- (A) 66 (B) 56

9. $\begin{array}{r} 13 \\ + 75 \\ \hline \end{array}$

- (A) 68 (B) 88

10. $\begin{array}{r} 28 \\ + 31 \\ \hline \end{array}$

- (A) 59 (B) 69

11. $\begin{array}{r} 48 \\ + 20 \\ \hline \end{array}$

- (A) 28 (B) 68

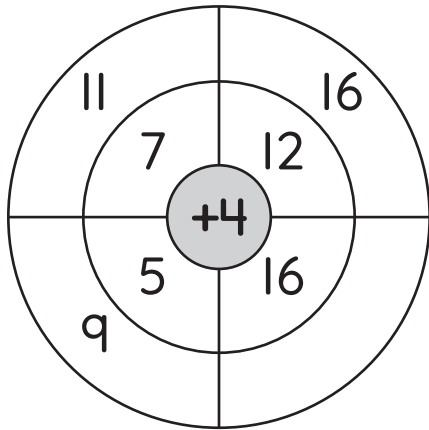
12. $\begin{array}{r} 53 \\ + 31 \\ \hline \end{array}$

- (A) 84 (B) 22

Name: _____

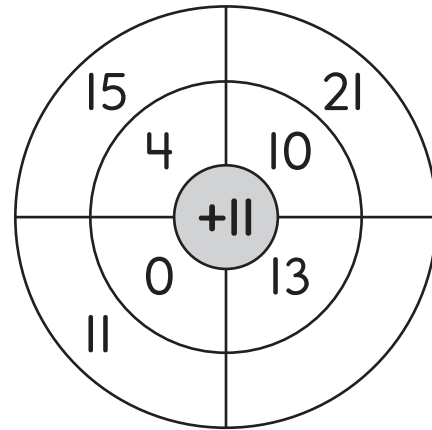
Which number belongs in the blank space on the addition or subtraction wheel?
Fill in the bubble beside each correct answer.

1.



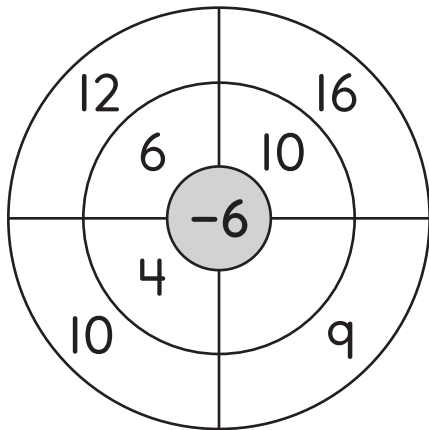
- (A) 12
- (B) 18
- (C) 20
- (D) 16

2.



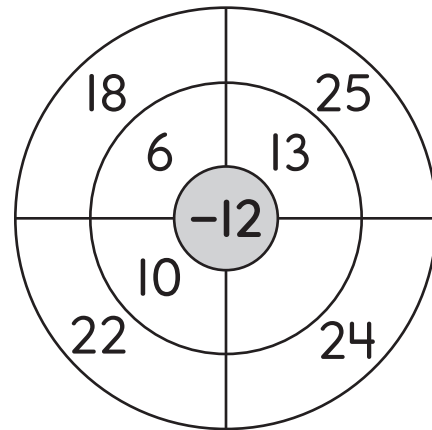
- (A) 22
- (B) 24
- (C) 2
- (D) 14

3.



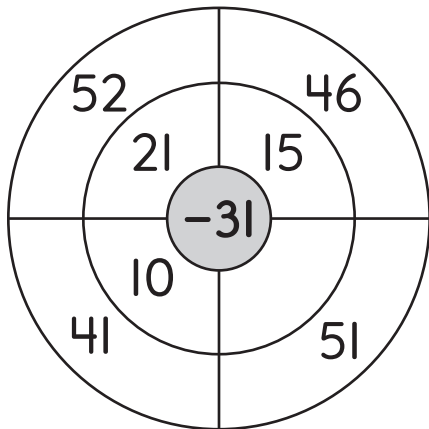
- (A) 3
- (B) 15
- (C) 19
- (D) 16

4.



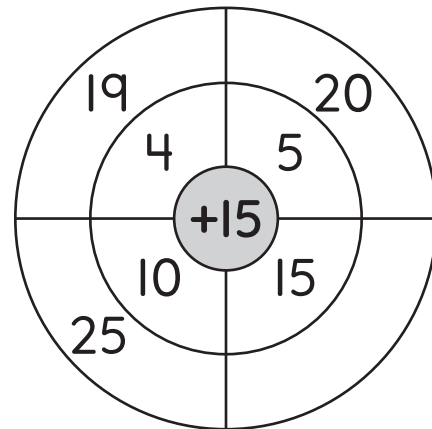
- (A) 36
- (B) 14
- (C) 22
- (D) 12

5.



- (A) 21
- (B) 20
- (C) 25
- (D) 35

6.



- (A) 30
- (B) 82
- (C) 20
- (D) 21