



Table of Contents

| | |
|---|----|
| Introduction | 6 |
| How to Use This Book | 9 |
| Before You Get Started | 10 |
| Group Cooking Experiences | 11 |
| Math in the Kitchen | 12 |
| A Cooking Word List for Children | 13 |
| Kitchen Tools | 14 |
| Cooking Supplies | 17 |
| Creating a Classroom or Youth Group Cooking Center | 18 |
| Setting the Table | 19 |
| The Food Pyramid | 20 |
| Apron Patterns | 22 |
| Literature Selections, Recipes, and Activities | 25 |
| Pineapple Upside Down Cake: <i>Alexander and the Terrible, Horrible, No Good, Very Bad Day</i> | 26 |
| Banana "Chips": <i>Anna Banana and Me</i> | 28 |
| Apple Slices and Dips: <i>Apples and Pumpkins</i> | 30 |
| Pumpkin Raisin Nut Bread: <i>The Biggest Pumpkin Ever</i> | 32 |
| Blueberry Muffins: <i>Blueberries for Sal</i> | 34 |
| Slap with Hands Bread (Tortillas): <i>Bread, Bread, Bread</i> | 36 |
| ABC Pretzels: <i>Chicka Chicka Boom Boom</i> | 38 |
| Tea Sandwich Shapes: <i>A Cloak for the Dreamer</i> | 40 |
| Uncle Donald's Umbrellas: <i>The Cloud Book</i> | 42 |
| Zesty Pasta Salad: <i>Daddy Makes the Best Spaghetti</i> | 44 |
| Chocolate Chip Cookie Bars: <i>The Doorbell Rang</i> | 46 |
| Fruits and Vegetables with Dips: <i>Eating the Alphabet</i> | 48 |
| Refrigerator Pan Buns: <i>Everybody Bakes Bread</i> | 50 |
| Heavenly Rice Pudding: <i>Everybody Cooks Rice</i> | 52 |



Table of Contents *(cont.)*



| | |
|--|-----|
| Cranberry Orange Sauce: <i>The First Thanksgiving</i> | 54 |
| Monkey Bread: <i>Five Little Monkeys Jumping on the Bed</i> | 56 |
| Strawberry “Shake One in the Hay”: <i>Frank and Ernest</i> : | 58 |
| Chocolate Marshmallow Pie: <i>Gator Pie</i> | 60 |
| Hero Sandwich: <i>The Giant Jam Sandwich</i> | 62 |
| Dressed-Up Porridge: <i>Goldilocks and the Three Bears</i> : | 64 |
| Bird Nests: <i>Grandfather Tang’s Story</i> | 66 |
| Dirt Cake: <i>Gregory, The Terrible Eater</i> | 68 |
| Ladybug Salad: <i>The Grouchy Ladybug</i> | 70 |
| Yummy Vegetable Soup: <i>Growing Vegetable Soup</i> : | 72 |
| Monster Carrot Creature: <i>The Hungry Thing</i> : | 74 |
| Orange Muffins: <i>If You Give a Moose a Muffin</i> | 76 |
| Bread Dough “Inchworms”: <i>Inch by Inch</i> : | 78 |
| Bedtime Snacks: <i>Ira Sleeps Over</i> : | 80 |
| Scrambled Eggs: <i>It Wasn’t My Fault</i> : | 82 |
| No-Cook Strawberry Jam: <i>Jamberry</i> : | 84 |
| Apple Crisp: <i>Johnny Appleseed</i> | 86 |
| Corn Bread: <i>Journey Cake, Ho!</i> : | 88 |
| Whole Wheat Bread: <i>The Little Red Hen</i> | 90 |
| Surprise in the Middle Muffins: <i>Little Red Riding Hood</i> | 92 |
| m&m’s® Cookies: <i>M&M’s Counting Book</i> | 94 |
| Cheeseburger Pie: <i>A Medieval Feast</i> | 96 |
| “Cat’s Meow” Salad: <i>Millions of Cats</i> | 98 |
| Pita Pocket Cheese Sandwich: <i>The Mitten</i> | 100 |
| Dinosaur Sandwich: <i>Mrs. Toggle and the Dinosaur</i> : | 102 |
| Ants on a Log: <i>One Hundred Hungry Ants</i> | 104 |
| Buttermilk Pancakes: <i>Pancakes for Breakfast</i> : | 106 |
| Peanut Butter and Jelly Sandwich: <i>Peanut Butter and Jelly: A Play Rhyme</i> : | 108 |



Table of Contents *(cont.)*



Literature Selections, Recipes, and Activities *(cont.)*

English Muffin Pizzas: *Pizza Party!* 110

Caramel Corn: *The Popcorn Book* 112

Elephant Ears: *The Right Number of Elephants* 114

Mouse Salad: *Seven Blind Mice* 116

“Stone” Soup: *Stone Soup* 118

Deviled Eggs: *Too Many Eggs: A Counting Book* 120

Pigs in a Blanket: *The True Story of the Three Little Pigs!*: 122

Fruit Salad: *The Very Hungry Caterpillar* 124

Guacamole, Salsa, and Chips: *Wednesday Is Spaghetti Day* 126

Tomato Soup with Oyster Crackers: *Who Sank the Boat?* 128

Special Treats for Special Occasions 130

Special Celebrations 131

A Fairy Tale Party 132

Cinderella’s Party Punch—Rapunzel’s Angel Hair Pasta—Jack’s Three Bean Salad—Snow White’s Ice Cream Sundaes with SevenToppings—Gingerbread Man Cookies—Always Room for Shortbread

A Birthday Party. 139

Make a Party Hat!—Happy Birthday Pizza—Rich Chocolate Ice Cream—Birthday Party Extras

A Potluck Dinner or Picnic 145

Surprise Lunch: *The Lunch Box Surprise*—A Picnic Lunch or Supper: *The Teddy Bears’ Picnic*

An “Extra Helping” of Ideas 150

Letters to Send Home 151

A Trip to the Supermarket 152

At the Store 153

Supermarket Shopping List and Budget 154

After the Trip 155

Books, Books, and More Books! 156

Literature Bibliography 157

Additional Bibliography 160



Dinosaur Sandwich



Mrs. Toggle and the Dinosaur
by Robin Pulver
(Scholastic, Inc., 1991)

Before You Cook

Mrs. Toggle finds out she will have a new student in her class—a dinosaur! Can Mrs. Toggle and her students get ready in time? Read this story to find out about Mrs. Toggle's new student. Also, try making this “dinosaur” sandwich snack for an after-school treat.

From the Store

- white bread
- cheddar cheese
- slivered almonds
- small, thick pretzel sticks

From the Pantry

- peanut butter
- raisins


Utensils to Gather

- knife for cutting
- knife for spreading
- small plate





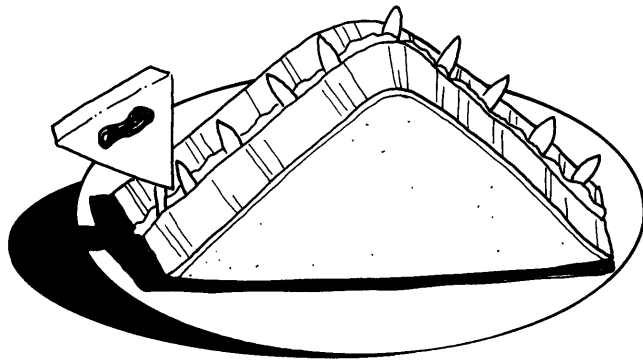
Dinosaur Sandwich (cont.)



Dinosaur Sandwich Recipe


- 1 slice bread
- 1 tablespoon peanut butter
- 8 pieces of slivered almonds
- 1 small, thick pretzel stick
- 2 raisins
- 1 triangle-shaped chunk of cheese

Cut bread in half on the diagonal. Spread peanut butter on both halves. Put halves together to form the dinosaur's body. Stick almond pieces into the peanut butter between the halves to form a "spine." Using the cheese chunk as a head, put raisins on each side for "eyes." Using the pretzel as a neck, push one end into the "head" and the other into the "body." Now you have a dinosaur sandwich!



Extra Helpings

1. Look up "dinosaurs" in an encyclopedia and draw your favorite one.
2. Create a diorama of construction paper dinosaurs and foliage inside an old shoe box.
3. What does the word "triceratops" mean? Look it up and tell an adult.
4. Some dinosaurs were plant eaters and some were meat eaters. Make a list for each type of dinosaur.
5. What was the length of your favorite dinosaur? Measure and cut a piece of string to match the dinosaur's length, then stretch the string on the ground so you can see the dinosaur's full size.



Books for Dessert

- Carrick, Carolyn. *What Happened to Patrick's Dinosaurs?* Houghton Mifflin, 1988.
- Cosner, Sharon. *Dinosaur Dinners.* Watts, Franklin, Inc., 1991.
- Murphy, Jerry. *The Last Dinosaur.* Scholastic, Inc., 1988.
- Prelutsky, Jack. *Tyrannosaurus Was a Beast.* Greenwillow Books, 1988.