

Table of Contents

Introduction	3
McREL Compendium of Content Standards and Skills Index	4
General Test-Taking Strategies	6
Reducing Test Anxiety	7
A Note to the Test Givers	7
Strategies for Reducing Test Anxiety	8
Practice Listening	10
Practice Guessing	16
Sample Test	20
Language Arts Tests	22
Sentences—Sight Words—Types of Sentences—End Marks—Short and Long Vowels—Subjects and Predicates—Sentence Combining—Beginning Sounds—Ending Sounds—Parts of Speech—Letter Blends—Plural Nouns—Digraphs—Possessives—Synonyms—Antonyms—Adverbs and Adjectives—Proofing Sentences—Contractions—Friendly Letter—Silent Letters—Verb Tense—Reading Comprehension	
Math Tests	71
Place Value—Number Sense—Two-Digit Addition and Subtraction—Three-Digit Addition and Subtraction—Identifying Numbers—Counting Money—Problem Solving with Money—Geometry—Measurement—Time—Data	
Science Tests	101
Space—Fossils—Plants—Animals—Earth Science—Weather—Motion, Magnets, and Electricity—Matter—Heat, Sound, and Light—Human Body	
Social Studies Tests	121
Earth’s Features—Map Skills—Government—Our Country—Communities—Geography—U.S. History—Resources	
Parent Handouts	140
Reading—Math—Writing	

Possessives

Reproduce and pass out page 49 to students.

Teacher Script

In this test, we are going to practice identifying possessive nouns. I will give you a direction for each phrase, and you will fill in the answer. I will not stop to discuss the directions, but I will go slowly enough for you to finish each one. When you are finished, put your pencil down and sit quietly.

Put your finger on the sample. Read the phrase. What does it say? Correct. It says *the cat that belongs to Jim*. Now look at the three choices. Which one shows the correct possessive form? That's right. It's C. Fill in the correct answer circle. Now let's begin.

Put your finger on number 1. Read the phrase silently. Now look at the three choices. Find the correct possessive form. Fill in the correct answer circle.

Put your finger on number 2. Read the phrase silently. Now look at the three choices. Find the correct possessive form. Fill in the correct answer circle.

Put your finger on number 3. Read the phrase silently. Now look at the three choices. Find the correct possessive form. Fill in the correct answer circle.

Put your finger on number 4. Read the phrase silently. Now look at the three choices. Find the correct possessive form. Fill in the correct answer circle.

Put your finger on number 5. Read the phrase silently. Now look at the three choices. Find the correct possessive form. Fill in the correct answer circle.

Put your finger on number 6. Read the phrase silently. Now look at the three choices. Find the correct possessive form. Fill in the correct answer circle.

Put your finger on number 7. Read the phrase silently. Now look at the three choices. Find the correct possessive form. Fill in the correct answer circle.

Put your finger on number 8. Read the phrase silently. Now look at the three choices. Find the correct possessive form. Fill in the correct answer circle.

Put your finger on number 9. Read the phrase silently. Now look at the three choices. Find the correct possessive form. Fill in the correct answer circle.

Put your finger on number 10. Read the phrase silently. Now look at the three choices. Find the correct possessive form. Fill in the correct answer circle.

Now we stop.

Answer Key

- | | |
|------|-------|
| 1. A | 6. C |
| 2. B | 7. A |
| 3. A | 8. B |
| 4. C | 9. B |
| 5. A | 10. A |

Possessives

Sample: the cat that belongs to Jim

- (A) Jims cat
- (B) Jims cat's
- (C) Jim's cat

1. the book that belongs to Mike

- (A) Mike's book
- (B) Mikes book
- (C) Mike's book's

6. the toy that belongs to my sister

- (A) my sisters toys
- (B) my sister's toys
- (C) my sister's toy

2. the chalk that belongs to the teacher

- (A) the teachers chalk
- (B) the teacher's chalk
- (C) the teachers chalks

7. the computer that belongs to the school

- (A) the school's computer
- (B) the schools computer's
- (C) the school's computer's

3. the apple that belongs to Juan

- (A) Juan's apple
- (B) Juans apple
- (C) Juans apple's

8. the dish that belongs to my cat

- (A) my cats dishes
- (B) my cat's dish
- (C) my cat's dishe's

4. the bike that belongs to Amed

- (A) Ameds bikes
- (B) Amed's bike's
- (C) Amed's bike

9. the glasses that belong to my mother

- (A) my mothers glasses
- (B) my mother's glasses
- (C) my mother's glasse'ss

5. the pen that belongs to my dad

- (A) my dad's pen
- (B) my dads pen's
- (C) my dads pens

10. the game that belongs to my friend

- (A) my friend's game
- (B) my friends games
- (C) my friend games



Measurement 1

Reproduce and pass out page 92 to students.

Teacher Script

Now we are going to do some work with measurement. You will read most of the questions to yourself. I will ask you a few of the questions, and you will fill in the answers. I will not stop to discuss the questions, but I will go slowly enough for you to finish each one. When you are finished, put your pencil down and sit quietly. Now let's begin.

Put your finger on number 1. Read the question silently. Now read the three choices. Fill in the correct answer circle.

Put your finger on number 2. Read the question silently. Now read the three choices. Fill in the correct answer circle.

Put your finger on number 3. Read the question silently. Now read the three choices. Fill in the correct answer circle.

Put your finger on number 4. Read the question silently. Now read the three choices. Fill in the correct answer circle.

Put your finger on number 5. Read the question silently. Now read the three choices. Fill in the correct answer circle.

Put your finger on number 6. In real life, which one of these objects has the greatest capacity? Fill in the correct answer circle.

Put your finger on number 7. In real life, which one of these objects is the shortest? Fill in the correct answer circle.

Put your finger on number 8. Read the question silently. Now read the three choices. Fill in the correct answer circle.

Put your finger on number 9. Read the question silently. Now read the three choices. Fill in the correct answer circle.

Put your finger on number 10. In real life, about how tall do you think this object is? Fill in the correct answer circle.

Now we will stop.

Answer Key

- | | |
|------|-------|
| 1. B | 6. B |
| 2. A | 7. C |
| 3. C | 8. B |
| 4. B | 9. C |
| 5. A | 10. B |

Measurement 1

1. How many inches are in 1 foot?

- (A) 10
- (B) 12
- (C) 8

2. How many feet are in one yard?

- (A) 3
- (B) 7
- (C) 6

3. How many inches are in 1 yard?

- (A) 24
- (B) 62
- (C) 36

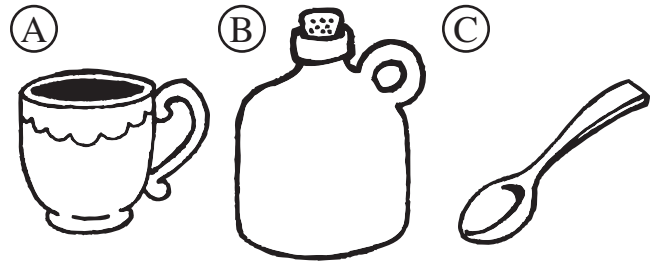
4. How many cups are in 1 quart?

- (A) 2
- (B) 4
- (C) 6


5. How many pints are in a quart?

- (A) 2
- (B) 4
- (C) 6

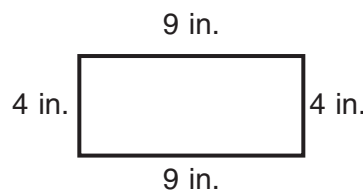
6.



7.

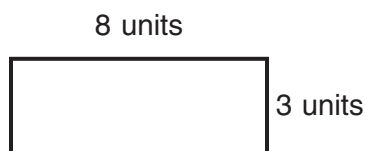


8. What is the perimeter of this rectangle?




- (A) 16 in.
- (B) 26 in.
- (C) 12 in.

9. What is the area of this rectangle?



- (A) 26 square units
- (B) 4 square units
- (C) 24 square units

10.



- (A) 30 inches
- (B) 30 feet
- (C) 30 pints

