


# Table of Contents





<b>Introduction</b> .....	3
<b>Organizing and Preparing Presentations.</b> .....	4
Prewriting: Prewriting Plans—Brainstorming, Webs and Clusters, Outlines, Storyboards	
Postwriting: Making Changes—Proofreading, Editing, Revising	
<b>Let Me Introduce</b> .....	9
Introduction	
Self-Introductions: This Is Me!—More About Me!—Let Me Show You!	
Introducing Each Other: Who Hates Pizza?—Reporting Live!—Allow Me to Introduce . . .	
—The Life and Times of . . .	
<b>Improvisation</b> .....	19
Introduction	
Painless Improvisation: Auction!—The Tongue Twisters Show!	
Challenging Improvisation: Impromptu Speaking—Story Telling with Oomph!—Drama-on-the-Spot	
<b>With a Dramatic Flair</b> .....	25
Introduction	
Timeless Drama: Puppetry—Pantomime	
Playwrights’ Workshop: Reader’s Theater—Dramatic Dialogue	
<b>Lights, Camera, Action!</b> .....	31
Introduction	
The Plot Thickens: Filmmaking—Slide Show	
And Now a Word from. . . : And Now a Word from Our Sponsor—How to Make a PBJ	
<b>Make a Joyful Noise!</b> .....	36
Introduction	
Noisy Games: Guess What!—Alphabet Games	
Is Anyone Listening to Me?: Listen to This!—I Totally Disagree!	
<b>Tech Talk.</b> .....	42
Introduction	
Multimedia How To: Hyperstack Planning Form—Create a Multimedia Presentation	
Now Show Us: Create a Multimedia Book Report or Research Report	
<b>Resources</b> .....	48
Books—Software	



# Auction!

Your teacher will auction the things on this list to the highest bidder. You have \$100.00 in play money to spend at the auction. Bid for what you really want. Keep track of how much you spend and what you buy. When you wish to bid on an item, raise your hand, or your teacher may ask you to make a certain sound, say a certain word, or do something unusual to indicate you are bidding.

1. A trip to wherever you want to go (Tell the class where if you win.)
2. All the clothes you want
3. Good friends for the rest of your life
4. Straight A's
5. Any pet you want (If you win, say what kind you want.)
6. Your dream job (If you win, say what it is.)
7. To be a famous athlete (In what sport?)
8. To never be sick again
9. A huge collection of coins or stamps (State which and why.)
10. To be a TV or movie star
11. A happy family
12. All the books you want
13. To be a famous artist
14. To speak another language (State which and why.)
15. To be a musician (What kind?)
16. A shopping spree at your favorite store (State which and why.)
17. To be trained as an astronaut
18. To sail around the world
19. All the latest computer equipment
20. To be in a parade (Doing what?)





# And Now a Word from Our Sponsor

Create and perform a 60-second commercial. Brainstorm until you come up with an idea for a product that does not exist but one that you wish existed or one that you think should exist.

Create a model of your product or use a large, poster-size drawing or photograph to illustrate your product.

Fill out the form below to plan your commercial. The word *copy* means the words that will be used in your commercial. In your copy be sure to include basic information about your product: why it is needed, the many uses of your product, and where it can be found, for example.

Be sure to be convincing. Your goal is to convince your viewers to want to run right out to buy your product. You can appeal to them by leading them to believe that with your product, they will be more “cool”, more beautiful, more pleasant, safer, smarter, healthier, have more free time, or any other appealing reasons you can suggest.

<p><b>The Product:</b> _____</p> <p><b>Actor or Actress:</b> _____</p> <p><b>Copy:</b> _____</p> <p>_____</p> <p>_____</p> <p>_____</p> <p>_____</p> <p>_____</p> <p>_____</p> <p>_____</p> <p>_____</p> <p><b>Where it can be purchased:</b> _____</p> <p>_____</p> <p>_____</p> <p>_____</p> <p>_____</p>
---